



2014-2015 LRSD Annual Report



from the seven Little Rock School District zones, two philanthropic organizations and two students and two teachers from each of the six LRSD schools with academic distress designations. ADE Commissioner Johnny Key serves as the board for LRSD.

In addition to emphasizing a strong focus on academic achievement, LRSD must align its income with spending. The district has a strong tax base - a substantial millage rate of 46.4 mills - and receives state funding under a matrix which provides levels of funding for various positions based on enrollment. The district must align spending to this matrix and must cut approximately \$40 million in spending. This will result in a much leaner district that functions more efficiently.

All LRSD schools are fully accredited with the exception of 13 schools that are accredited-cited because they have one or more teachers on an additional licensure plan. The teachers have two years to complete the plan.

The district reaffirms its commitment to students by creating and supporting an

educational culture and climate where each school and student can be successful. To accomplish this goal, LRSD must continue to proactively address student achievement, teacher/leader quality, parental involvement, community engagement and financial stability.

A Few of the 2014-2015 Highlights

- 18 students from Little Rock Central High were named National Merit Semifinalists
- Dominique Scott, Parkview Magnet High, won the "James Street Award" for sportsmanship during the 2014-2015 school year.
- LRSD's CFO, Kelsey Bailey, was honored by Ark. Publishing Group as a CFO of the Year.
- 4 teams from Dunbar Magnet Middle took top honors at the Arkansas Destination Imagination Northern Regional Tournament.
- The Mabelvale Middle School Choir was chosen to perform at the historic Carnegie Hall in NYC.
- Don Roberts Elementary was named a top 25 school based on the 5th grade Science Benchmark Exam (rank 14) and top 5 school in Central Arkansas (rank 2) for 2014-2015 exam scores.

The Little Rock School District offers unique learning environments for students Pre-K through 12th grade. The district is proud of its highly qualified teachers - nearly half of all classroom teachers have a masters or doctoral degree and more than 181 have National Board Certification. LRSD offers the state's only K-8 STEM campus; a number of magnet schools and academies; and special programs with full educational opportunities for students with disabilities. With 1700 pre-K students, LRSD is the largest provider of public preschool programs in the state, and a new \$2.3 million grant in 2015 allowed the district to expand its program to serve an additional 300 students. The district also consistently produces the largest group of National Merit Semifinalists in Arkansas.

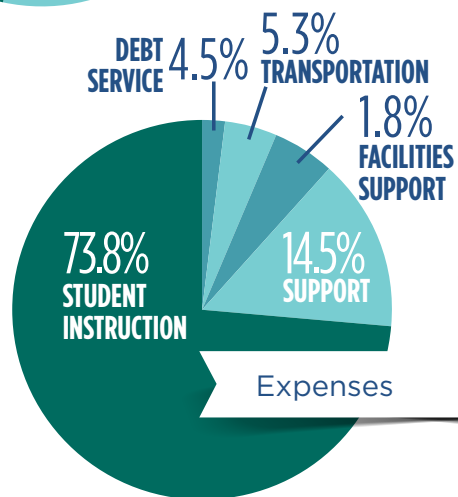
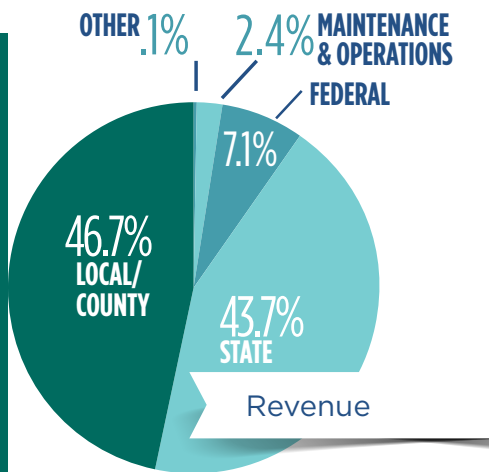
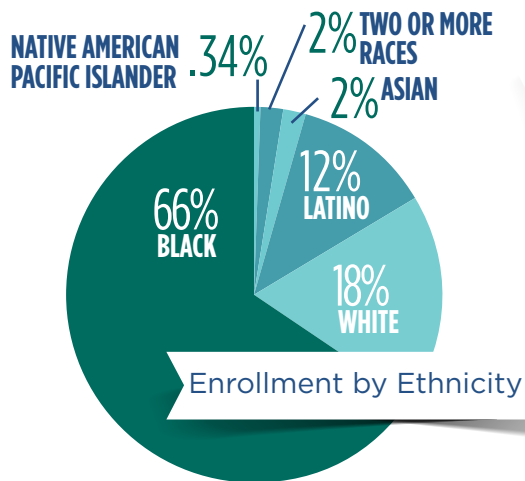
On January 28, 2015, the district began operating under state oversight following the 2014 designation of six of its 48 schools as "academically distressed." The seven-member LRSD school board was removed and Baker Kurrus was subsequently named superintendent by Arkansas Department of Education Commissioner Johnny Key.

Also in 2015, a Little Rock School District Civic Advisory panel was established to review the progress of the LRSD in meeting established goals to be removed from state authority. The CAC is comprised of 33 members, including representatives

Revenue	
Local/County	\$149,137,561
State	\$139,539,321
Federal Grants	\$22,671,243
Dedicated Maintenance & Operations	\$7,624,352
Other	\$421,839
Total Revenue	\$319,394,316

Tax Rate (Mills)	46.4
Expenses	
Student Instruction	\$234,603,806
Support	\$46,187,714
Transportation	\$16,927,381
Support—Facilities	\$5,667,544
Debt Service	\$14,340,442
Total Expenses	\$317,726,887

Expense Per Pupil	\$12,859
Average Teacher Salary	\$57,537
First Year Teacher Salary	\$35,232
LRSD's volunteer program, Volunteers in Public Schools (ViPS) is a vital component in the operation of all of our schools.	
Total Volunteer Hours	951,504
Equivalent in Dollars	\$21,456,415
New Partners in Education (PIE)	24
Total Number of Partners	307



Top 20 Most Improved Schools in Arkansas (based on performance on benchmark or end-of-course exams for 2013-2014)

RANK	SUBJECT	SCHOOL
#4	Math	Wilson Elementary
#9	Math	Terry Elementary
#9	Science (5th Grade)	Roberts Elementary
#3	Literacy	Wilson Elementary
#17	Science (5th Grade)	Terry Elementary
#10	Algebra	J.A. Fair High
#3	Algebra	Mabelvale Middle
#8	Algebra	Henderson Middle

Top 5 Most Improved Schools in Central Ark. (based on performance on benchmark or end-of-course exams for 2013-2014)

RANK	SUBJECT	SCHOOL
#3	Math	Wilson Elementary
#5	Math	Terry Elementary
#1	Literacy	Wilson Elementary
#2	Science (5th Grade)	Roberts Elementary
#2	Algebra	Hamilton Learning Academy
#2	Algebra	Mabelvale Middle
#4	Algebra	Henderson Middle
#2	Grade 11 Literacy	Central High

Top 5 "Beating the Odds" Schools in Central Ark. (based on performance on end-of-course exams for 2013-2014)

RANK	SUBJECT	SCHOOL
#1	Algebra	J.A. Fair High School
#3	Algebra	McClellan High School
#3	Algebra	Dunbar Magnet Middle
#4	Geometry	McClellan High School
#4	Biology	McClellan High School

Top 10 "Beating the Odds" Schools in Ark. (based on performance on benchmark science for 2014-2015)

RANK	SUBJECT	SCHOOL
#2	7th Grade Science	Forest Heights STEM Academy

Top 10 "Beating the Odds" Schools in Ark. (based on performance end-of-course exams for 2013-2014)

RANK	SUBJECT	SCHOOL
#4	Geometry	Dunbar Magnet Middle School

- Fulbright Elementary
- Mabelvale Elementary
- McClellan High School
- Otter Creek Elementary
- Pulaski Heights Elementary
- Wakefield Elementary
- Wilson Elementary

For a complete list of letter grade designations go to: <http://www.officeforeducationpolicy.org/arkansas-schools-data-2014-letter-grades/>

In the Spring of 2015, the Arkansas Department of Education released new letter grade designations for all Arkansas public schools using data available to the public. The 2014 letter grades are based on testing data from the 2013-2014 school year.

"A" Schools:

- Carver Magnet Elementary
- Don Roberts Elementary
- Forest Park Elementary
- Terry Elementary School

"B" Schools:

- Brady Elementary
- Central High School
- Gibbs Magnet Elementary
- Jefferson Elementary
- Parkview Arts & Science Magnet High School
- Williams Magnet Elementary

"C" Schools:

- Bale Elementary
- David O'Dodd Elementary
- Franklin Elementary

Improvement Strategies at Priority/Focus Schools

- All priority and focus schools have daily dedicated time for job-alike teachers to plan together.
- Job-alike teachers are developing common 3-week units of instruction aligned to state standards.
- Common pre/post assessments are administered with each instructional unit.
- Pre-test results are used to tailor instruction to address the strengths and needs of students.

- Post-test results are used to inform instructional needs of students, such as re-teaching, differentiated instruction, peer tutoring, after-school tutoring, enrichment
- Interim assessments in math and literacy are given at the end of each quarter to monitor student progress
- Data from the job-alike teachers is being evaluated by the schools' leadership teams to make decisions about professional development, additional resources and support needed from district staff.

- A focus on disciplinary literacy at the secondary level will help students learn how to read, write, and think in ways that are characteristic of discrete academic disciplines

Central Office Support for Priority & Focus Schools

- Creating quality pre/post - tests (common formative assessments)
- Focusing on disciplinary literacy
- Conducting classroom observations with reflective feedback
- Providing technical assistance/support